



Cercon[®]xt ML
Extra translucent multilayer zirconia

Layers ahead of the rest

Brochure for the dental laboratory

Cercon® xt ML - Extra translucent Multilayer zirconia

Layers ahead of the rest

Take monolithic restorations
to the next level

As the original pioneer of zirconia, we spent more time than anyone else on development to create the different layers in our multilayer product to present an ideal gradient for perfect aesthetics in the final restoration.

With Cercon xt ML there is no need
for color staining.

It provides a natural blend
from incisal to cervical and
translucency to mimic nature while
not compromising strength and
integrity. Sintering is no different to
Cercon xt or Cercon ht.



Thomas Bartsch

TRIODONT Zahntechnik GmbH
Eschweiler | Germany





Cercon® xt ML – The new zirconia standard for lifelike aesthetics, color accuracy, and faster production



Perfect Lifelike Gradient

Matching natural tooth aesthetics without the need to veneer or stain, especially for the anterior region (flexural strength: 750 MPa)



Guaranteed Color Accuracy*

Unparalleled color matching covering all 16 VITA** shades and BL2



Easy To Use

Easy to nest and same milling and firing protocols for all Cercon zirconia discs

*Using our trusted True Color Technology

** VITA is a trademark of VITA Zahnfabrik

Layering in the disc

Perfect Lifelike Gradient

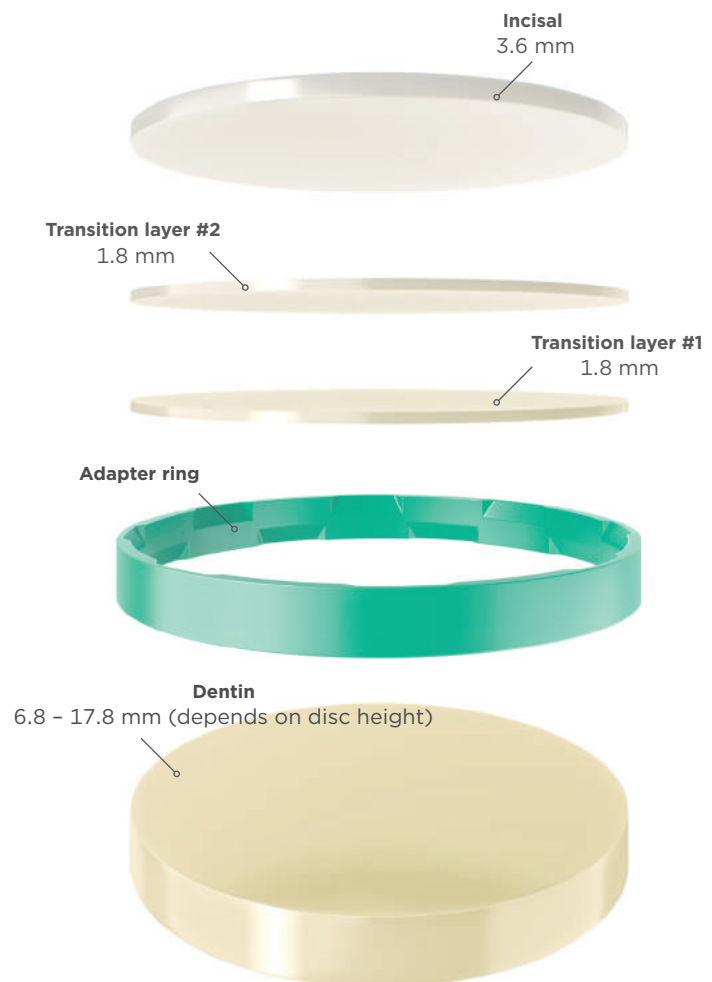
The four shade layers create a seamless gradient from incisal to dentin just like a natural tooth

The Benefits

- + Premium aesthetics even with monolithic restorations
- + After sintering, the different shade layers yield a highly convincing shade gradient, from the incisal to the dentin – just as in natural teeth
- + Extra high translucency (approx. 49 %) and unparalleled shade accuracy allows life-like aesthetics especially for the anterior region
- + All 16-VITA shades and BL2 are available. Every shade has its own incisal shade.
- + An alternative to lithium disilicate (translucency)

The special light-conducting behavior of zirconia required the shade concept to be completely re-thought. The result: Cercon xt ML.

- + The clever arrangement of the layers with differentiated compatible incisal shades (VITA shades) prevents excessive brightness
- + The asymmetrical dentin/incisal layering for all disc thicknesses yields a natural distribution of value (brightness)

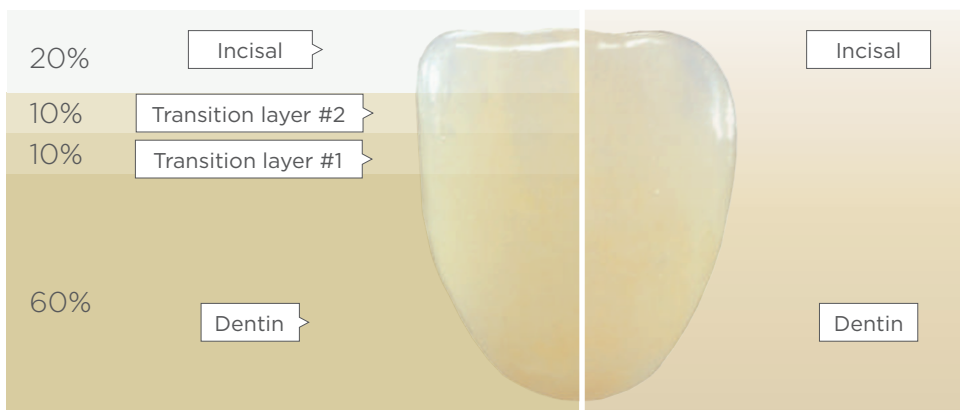


LAYER ARRANGEMENT

The layering in the incisal area is the same for all three disc sizes; only the dentin area has a different thickness. This makes nesting particularly easy for the dental technician.



Disc height	14 mm	100 %	18 mm	100 %	25 mm	100 %
Incisal	3.6 mm	25.70 %	3.6 mm	20 %	3.6 mm	14.40 %
Transition layer #2	1.8 mm	12.85 %	1.8 mm	10 %	1.8 mm	7.20 %
Transition layer #1	1.8 mm	12.85 %	1.8 mm	10 %	1.8 mm	7.20 %
Dentin	6.8 mm	48.60 %	10.8 mm	60 %	17.8 mm	71.20 %



Before milling and sintering

Placement of the crown in CAM software in an 18-mm Cercon xt ML disc

After sintering

Shade gradient in the resulting crown (sintering shrinkage included)

Feedback from test users

The secret is an optimized color gradient built into an already proven material

”

Finishing requires glaze only – natural gradient removes the need to layer or stain

”

Hard to tell the difference between a Cercon xt ML monolithic and a veneered restoration

”

True Color Technology

Guaranteed Color Accuracy

Unparalleled color matching covering all 16 VITA shades using our trusted True Color Technology allows lifelike aesthetics

Benefits

- + Decades of expertise in ceramic shades
 - + Proprietary mixing and shade formulas
 - + Consistent quality between batches (A3 will always be A3)
 - + Shade accuracy confirmed by customers in Europe and the USA
-



Shade matching is easier
and just glaze and go

”

Unparalleled
shade matching
across all 16
classic VITA
shades

”



Technical specifications



Composition (in % by mass) Cercon® xt ML	<ul style="list-style-type: none"> • Zirconium oxide • Yttrium oxide 9% • Hafnium oxide < 3% • Aluminum oxide, Silicon oxide, other oxides < 2%
Flexural strength	750 MPa
Translucency*	49%
CTE (coefficient of thermal expansion)	10.1 µm/m·K (25–500 °C)
Indications	<p>Indications in the anterior and posterior segments: Cercon® xt ML: Indicated for all-ceramic restorations in the anterior and posterior segments for:</p> <ul style="list-style-type: none"> • Crowns • Three-unit bridges (up to the 2nd premolar)
Sintering temperature	1500 °C Same firing program as for all Cercon zirconia products. Speed sintering in 2 hours and 50 minutes
Adapter ring	green
True Color Technology	yes
Shades	All 16 VITA** shades + BL2

* Translucency measured on a white disc with a haze meter

** VITA is a trademark of VITA Zahnfabrik GmbH

Simple, efficient, and fast

Easy to use

Easy to nest and same milling and firing protocols for all Cercon zirconia discs

The Benefits


- + The layering in the incisal area is the same for all three disc sizes; only the dentin area has a different thickness. This makes nesting particularly easy for the dental technician.
- + Improves productivity with reproducible results and time savings (milling, sintering, glaze)
- + Identical sintering programs/temperatures for all Cercon zirconia products
- + Speed sintering in less than 3 hours for all Cercon zirconia products
- + QR code scanning for easy use in the inLab MC X5 (CAM software version 19 and later)
- + Key way on disc surface for exact positioning when using the same discs for multiple millings

EVIDENCE OF CLINICAL PERFORMANCE



International Publications

confirm that Cercon zirconium oxide is among the best documented and evaluated zirconia ceramic materials worldwide.



Clinical Studies

on the clinical performance of zirconia crowns and fixed partial dentures have been published.



Feedback from test users



This results in amazing aesthetics and great mill-ability



Thickness and positioning of dentin layer makes it easier to nest and ensures the perfect gradient every time



Easy to switch - no new milling or firing protocols



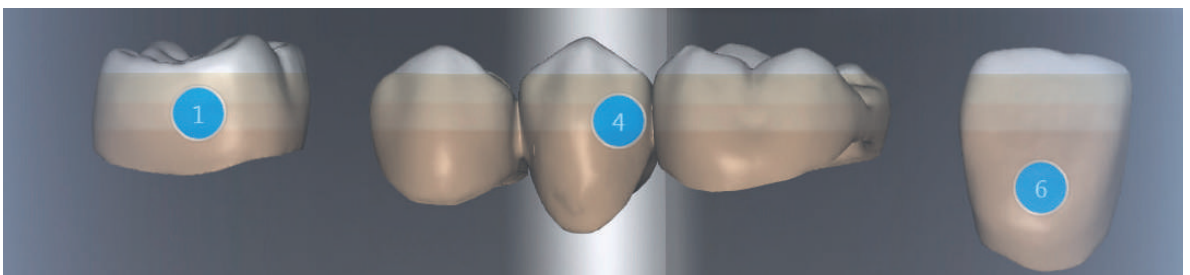
Perfect for monolithic or cut-back restorations



The Benefits for the patient

- + Long-lasting
- + Biocompatible
- + Aesthetic (True Color Technology)
- + Tested safety (Cercon is the best-tested all-ceramic system in the world)

Visualization of different layers in inLab CAM 19 (available in May 2019)



Nesting of a molar, a 3-unit bridge and an anterior tooth in a 18 mm Cercon xt ML disc

What users think



Devaughn Fraser

Highland Dental Laboratory
Calgary | Alberta | Canada

Dentsply Sirona's new Cercon xt ML is the new benchmark against which all other multilayers will be measured against. This great new product picks up where the industry left off.

As the name suggests, it is a multilayer, but it is a multilayer with some innate differences. Some industry materials have layered products, usually three to four layers. Many of these are layered in equal distribution—each layer being very identifiable from the proceeding. However, the new Cercon xt ML is smart by design – featuring the body color being 60% of the height, and then two beautifully blending transition layers, and then capped off with a unique incisal for each 16 classic shades.

Having been able to evaluate this material in the laboratory, I remember remarking “this just looks like a tooth”. One would think that such statements would be customary in a lab, but I can assure you that it is not. This product, coupled with modern design and milling capability is allowing dental technicians to finish better looking restorations, faster.

Evolution is based upon purposeful improvement. The Cercon xt ML is now the industry's finest multilayer. It is my belief that you will be as equally delighted with this material as I am. Happy milling.



Thomas Bartsch

TRIODONT Zahntechnik GmbH
Eschweiler | Germany

Why multilayer if you have an excellent product like Cercon xt?

Making good things even better – striving for perfection – is a challenging task and in this case required a particularly time-consuming development phase. It was entirely obvious to me: a multilayer material in the tradition of Cercon ht and Cercon xt would have to meet all of the following conditions, a combo unique in the market:

- VITA shade reproduction “out of the disc”,
- milling, sintering, glazing, sensible layer arrangement to avoid excessively light shades,
- well-differentiated shade effects true to natural incisal, corresponding to the VITA shades.

It is by far not enough to simply brighten the existing shades on one side of a disc. The special light behavior of zirconia requires a completely new approach in terms of the shade concept. The result is Cercon xt ML, with its asymmetrical dentin/incisal layering for all disc thicknesses yields a natural distribution of value (brightness).

Reproduction of VITA shades “out of the disc”



Well-differentiated, true-color incisal edge shades





For Van Beers Dental Techniques Cercon xt ML is the solution for minimal invasive monolithic restorations. It's smooth color and transparency gradient, same fast Cercon sintering cycle, makes this multi layer zirconium the best in class. Cercon xt ML does the job for us.



Casper van Beers
Dental Technician
Van Beers Dental Techniques
Amsterdam | Netherlands



Cercon xt ML represents a great alternative in prosthetic restorations of anterior teeth. The accurate mix of cervical chroma that decreases toward incisal increasing traslucency, while maintaining the correct value as in the natural tooth.



Paolo Mola
Odontomaster
Rivoli | Italy



I am super excited to add this to my arsenal of Cercon zirconias! Cercon xt ML is a beautiful zirconia. It is true to shade and the gradient within the disc is outstanding. Being able to use the same sintering cycle as Cercon ht and Cercon xt is also a great feature.



Derrick Staggs
Staggs Dental Lab, LLC
McCoole | Maryland | USA



Cercon xt ML provides a natural blend from incisal to cervical. It provides translucency to mimic nature and does not compromise strength and integrity of the material. Sintering of Cercon xt ML is no different than sintering Cercon ht and Cercon xt. For 3-unit bridges you can sinter in fast speed. Cercon xt ML helps lab technicians provide beautiful and strong restorations to dentists and patients.




Edwin Kee, MCDT, TE
Associate Professor
LSU School of Dentistry
New Orleans | Louisiana | USA

Cercon®

Compatible with all leading open CAD/CAM systems

inLab MC X5
(CAM software version 19 and later):

QR code scanning for ease of handling



Ordering information

Product	REF	Product	REF		
Cercon xt ML - Disc 98					
A1	A1 14	5366115014	C1	C1 14	5366115914
	A1 18	5366115018		C1 18	5366115918
	A1 25	5366115025		C1 25	5366115925
A2	A2 14	5366115114	C2	C2 14	5366116014
	A2 18	5366115118		C2 18	5366116018
	A2 25	5366115125		C2 25	5366116025
A3	A3 14	5366115214	C3	C3 14	5366116114
	A3 18	5366115218		C3 18	5366116118
	A3 25	5366115225		C3 25	5366116125
A3.5	A3.5 14	5366115314	C4	C4 14	5366116214
	A3.5 18	5366115318		C4 18	5366116218
	A3.5 25	5366115325		C4 25	5366116225
A4	A4 14	5366115414	D2	D2 14	5366116314
	A4 18	5366115418		D2 18	5366116318
	A4 25	5366115425		D2 25	5366116325
B1	B1 14	5366115514	D3	D3 14	5366116414
	B1 18	5366115518		D3 18	5366116418
	B1 25	5366115525		D3 25	5366116425
B2	B2 14	5366115614	D4	D4 14	5366116514
	B2 18	5366115618		D4 18	5366116518
	B2 25	5366115625		D4 25	5366116525
B3	B3 14	5366115714	BL2	BL2 14	5366116714
	B3 18	5366115718		BL2 18	5366116718
	B3 25	5366115725		BL2 25	5366116725
B4	B4 14	5366115814			
	B4 18	5366115818			
	B4 25	5366115825			



DeguDent GmbH
 Rodenbacher Chaussee 4
 63457 Hanau-Wolfgang
 Germany
 +49 6181 59-50
 dentsplysirona.com

Dentsply Sirona
 570 West College Avenue,
 York, PA 17401
 800-243-1942
 dentsplysirona.com

28391/REV 0 (2019-02)